

## AMP590033H

### 2 W Power Amplifier Module 5 ... 900 MHz

#### Features

- output power +34 dBm typ.
- high OIP3 +49 dBm typ.
- open/ short stable
- L/HF suppression
- wide DC supply range
- optical supply indication
- reverse polarity protected

#### Applications

- VHF/ UHF transmitters
- PA driver amplifier
- ISM
- laboratory
- test equipment



#### At a Glance

AMP590033H from Becker Nachrichtentechnik is a compact amplifier module in 50 ohms technology designed for the use in professional applications. The robust electric and mechanic design gives solid operations over a long time. The amplifier works stable over a wide frequency range with many octaves. Internal filters and low noise voltage supplies guarantee high suppression of spurious. To avoid damages during installation the supply is protected against reverse polarity. For versatile use the amplifier works over a wide DC supply voltage range. The presence of DC power is indicated by a LED at the module. The amplifier module is available with integrated cooling fins or without cooling fins for mounting on an external heat sink provided by the customer.

#### Push Pull Technology

The internal wideband amplifier stages are designed in push-pull technology. This technology gives the amplifier high linearity performance and wider operation bandwidths. Compared with the linearity of single stage amplifiers the push-pull technology gives much better power efficiency with less heat generation. This saves costs for cooling and increases life time of the amplifier.

#### Special Features

The high IP3 properties makes the amplifier module suitable in professional receiving systems applications where weak RF signals in combination with very strong signals must be amplified without any distortion effects. An integrated high pass filter in the input suppress unwanted signals in the VLF and HF range.

#### Tolerant to Mismatches

Using power transistors with enough head room to maximum ratings make the amplifier module robust against reverse power and therefore robust against loads at the output which are not matched. The output of the amplifier module is robust against open and short load at the output.

#### Rugged Design

The amplifier is housed in a milled aluminum case. This saves the circuits against mechanical damage and gives best shielding for avoiding EMI influences caused by radio signals coming from the environment.

#### DC Connector Variants

For mechanical integration into customer specific setups the amplifier module is available in variants with horizontal or vertical orientation of DC plug. This enables optimized DC cable routing to the amplifier module.

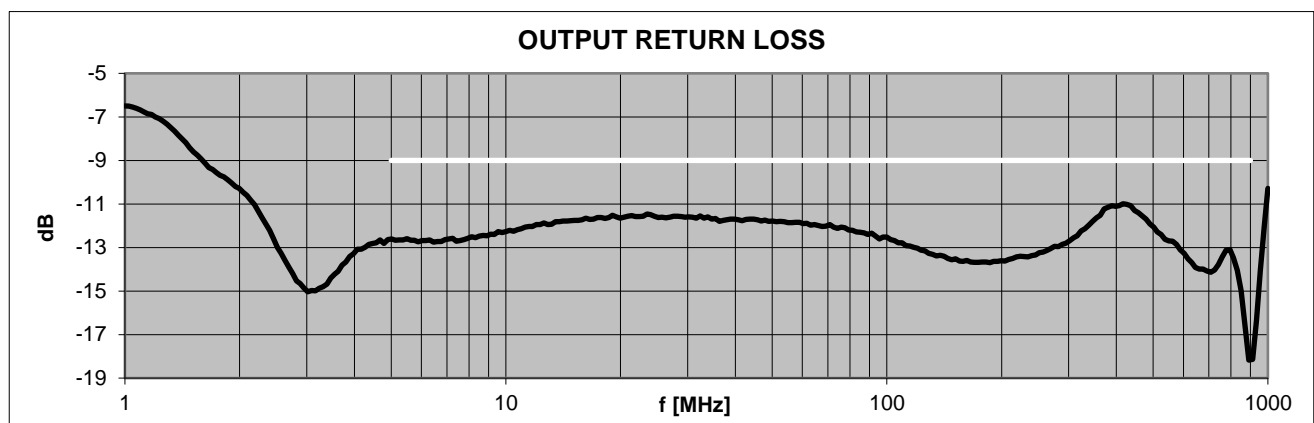
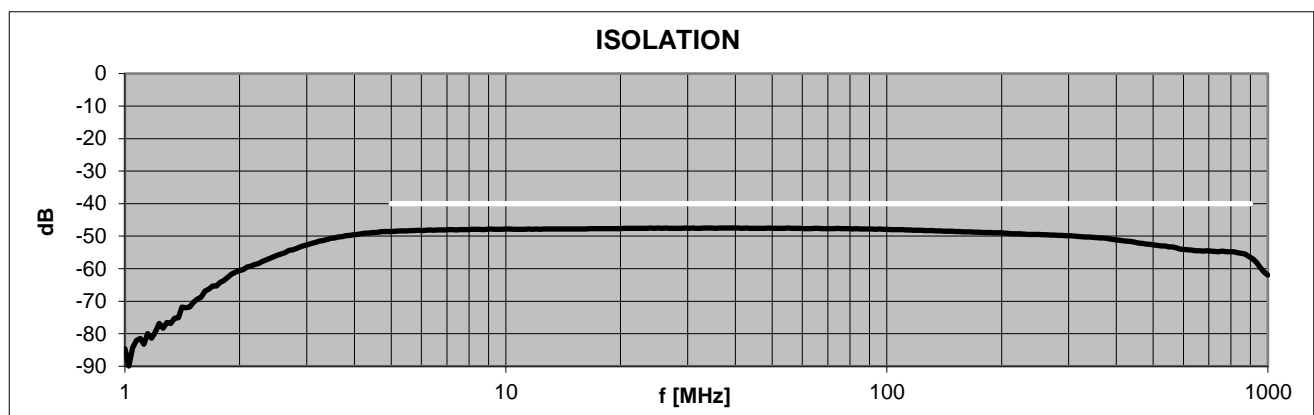
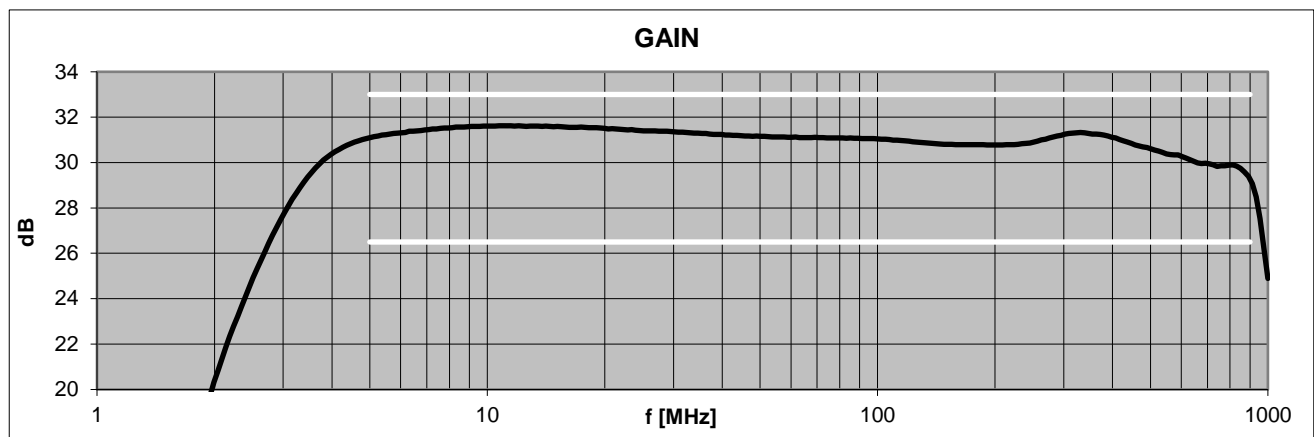
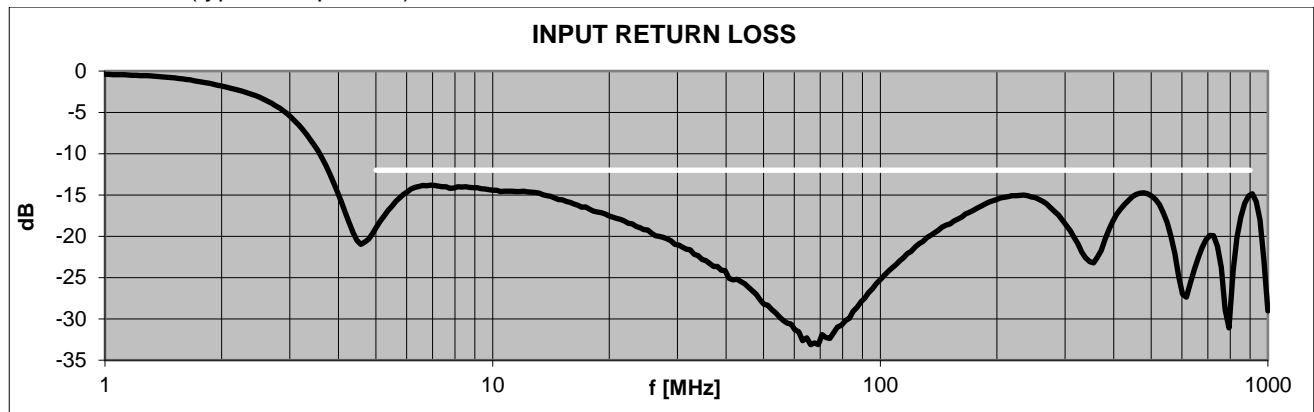
**RF Specification**

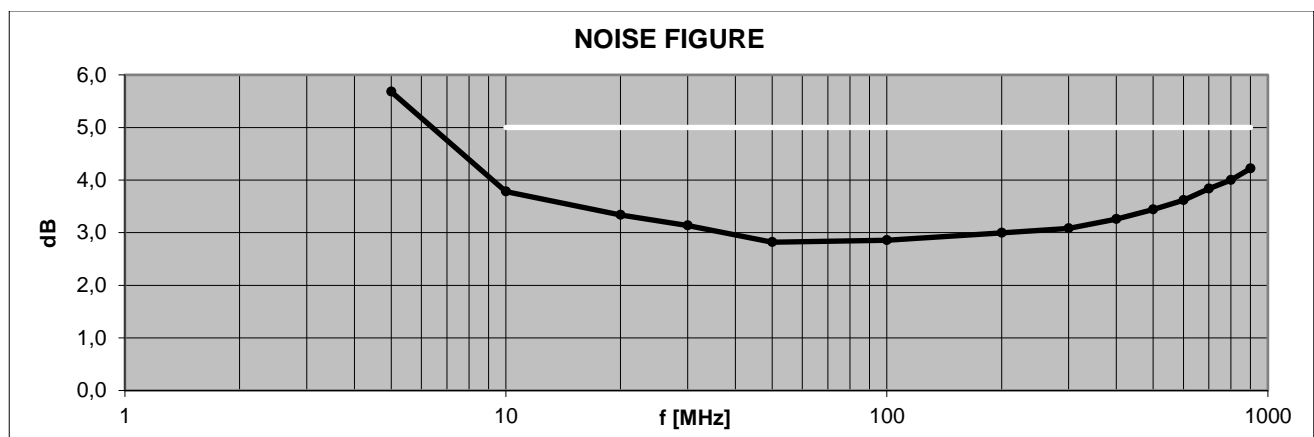
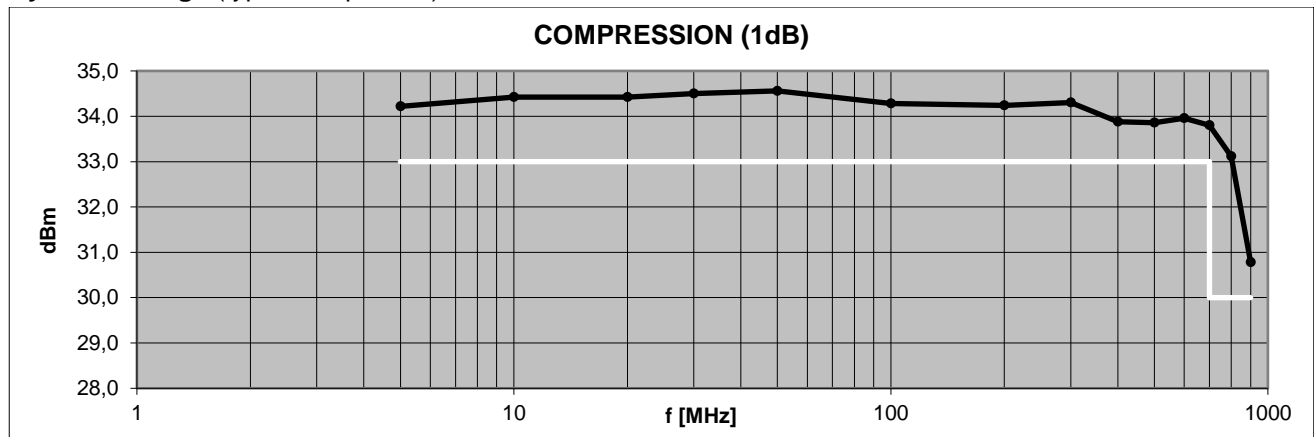
Parameter	Symbol	Min.	Typ.	Max.	Unit	Condition
impedance	$Z_{in} / Z_{out}$		50		$\Omega$	
low frequency	$f_{min}$			5	MHz	
high frequency	$f_{max}$	900			MHz	
gain	$S_{21}$	26.5	30.0	33.0	dB	
gain ripple	$\Delta S_{21}$		$\pm 1.0$	$\pm 1.5$	dB	$f \leq 700$ MHz
low frequency response	$S_{21}$			-70	dB	100 kHz, rel. 100 MHz
	$S_{21}$			-25	dB	1 MHz, rel. 100 MHz
input return loss	$S_{11}$		-18	-12	dB	
output return loss	$S_{22}$		-12	-9	dB	
reverse isolation	$S_{12}$		-48	-40	dB	
1 dB compression	$P_{1dB}$	+33	+34		dBm	$f \leq 700$ MHz
	$P_{1dB}$	+30	+33		dBm	$f > 700$ MHz
3 <sup>rd</sup> order intercept	$OIP3^1$	+42	+47		dBm	$f < 20$ MHz
	$OIP3^1$	+45	+49		dBm	$f \geq 20$ MHz
2 <sup>nd</sup> order intercept	$OIP2^1$	+65	+90		dBm	
harmonic distortion	HD		-40	-30	dBc	1 <sup>st</sup> and 2 <sup>nd</sup> at +30 dBm fundamental level
noise figure	NF		3	5	dB	$f \geq 10$ MHz
maximum input power	$P_{in\ max}$			+20	dBm	output terminated with 50 ohms
maximum DC Voltage	$U_{DC}$			20	V	RF ports
ESD discharge resistor	$R_{ESD}$		4.7		k $\Omega$	RF input
RF connectors	$X_{RF}$	SMA female				

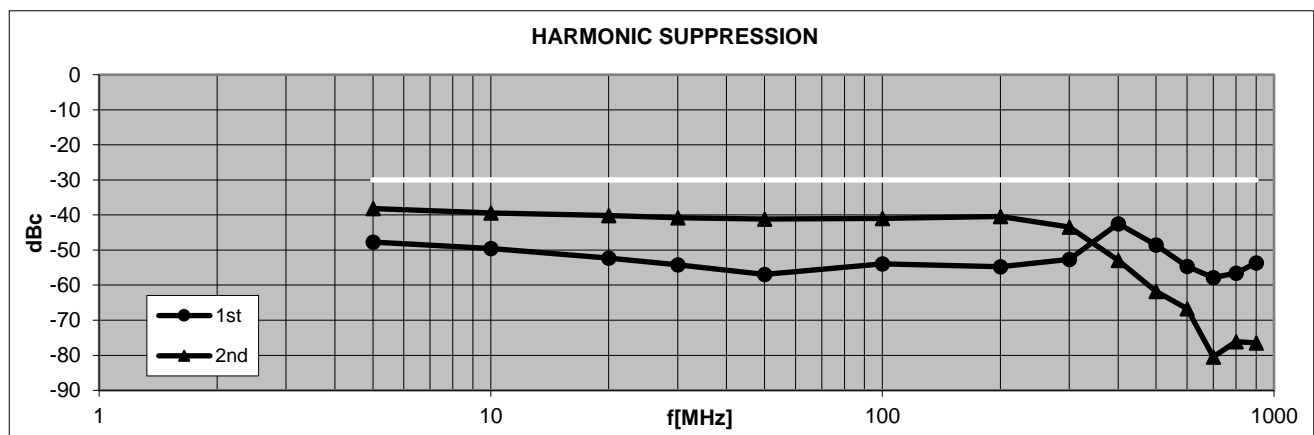
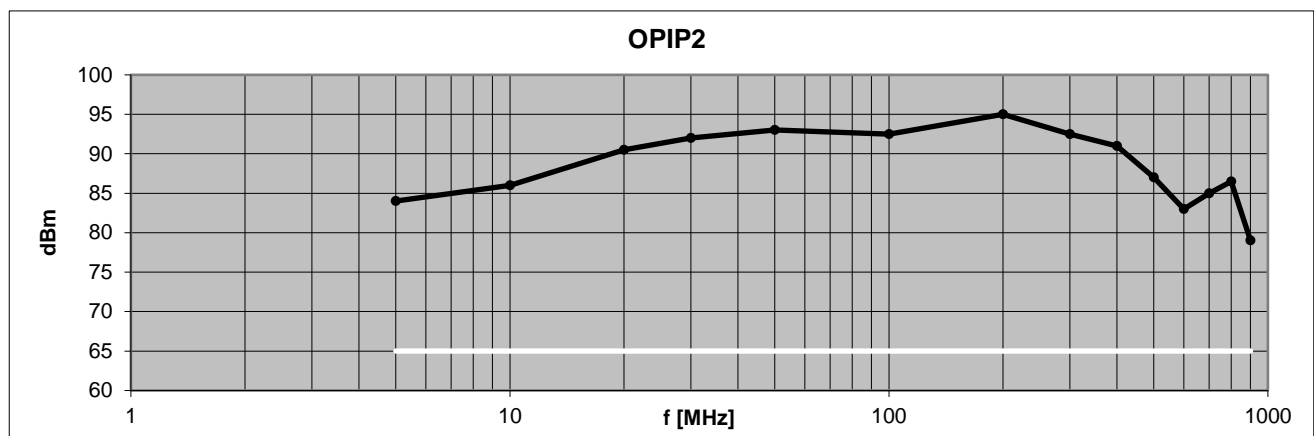
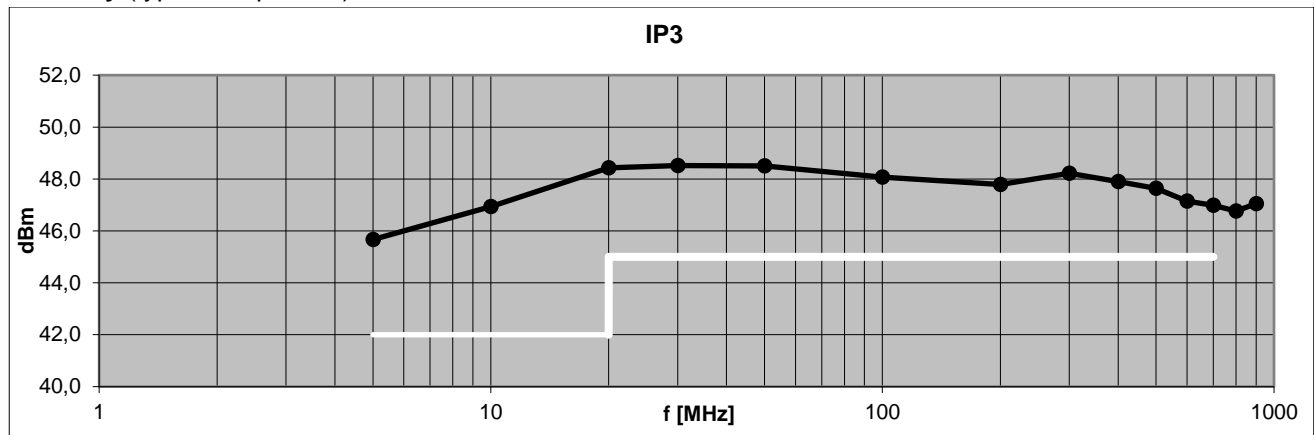
Note 1: Tested at  $P_{out}$  2 x +13 dBm;  $\Delta f = 1$  MHz**Common Specification**

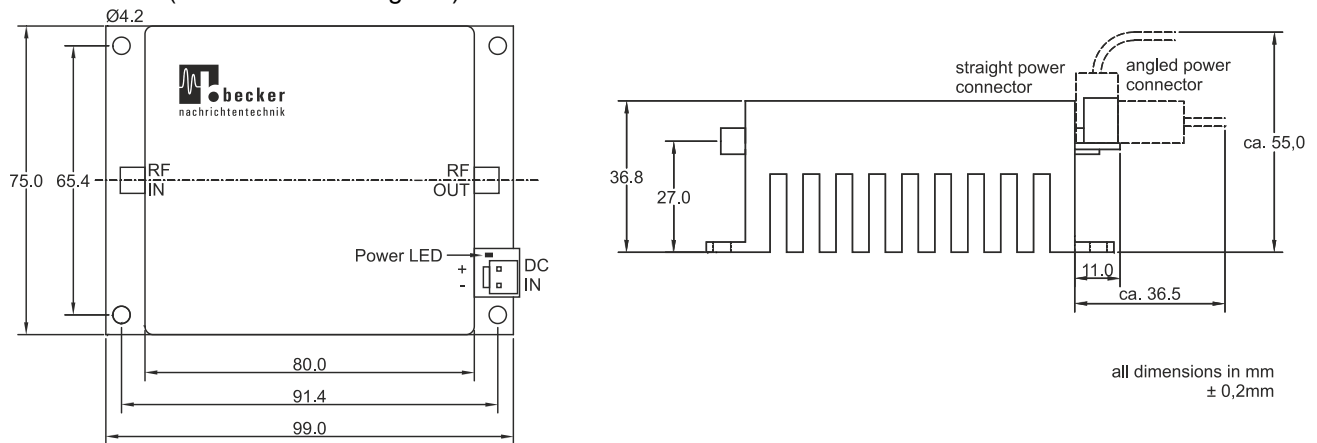
Parameter	Symbol	Min.	Typ.	Max.	Unit	Condition
supply voltage	$U_{DC}$	11		28	V	DC
current consumption	$I_{DC}$	350		1200	mA	
	$I_{DC}$	820	890	1100	mA	+12 V
dimensions	W x H x D	approx. 99 x 36 x 75			mm	
weight	m		360		g	
power socket	$X_{DC}$	NSL-396M-2G/NSL-396M-2W				grid 3.96 mm, Var. 1/Var. 2
power plug	$X_{DCP}$	NSG396M-2				housing with 3 contacts are part of delivery
operating temp. range	$T_O$	0		+70	°C	module surface
storage temp. range	$T_s$	-40		+70	°C	
ordering information	AMP590033H			0901.5001.1		vertical orientated power connector
	AMP590033H			0901.5001.2		horizontal orientated power connector
	AMP590033HL			0901.5001.3		vertical orientated power connector, w/o cooling fins
	AMP590033HL			0901.5001.4		horizontal orientated power connector, w/o cooling fins



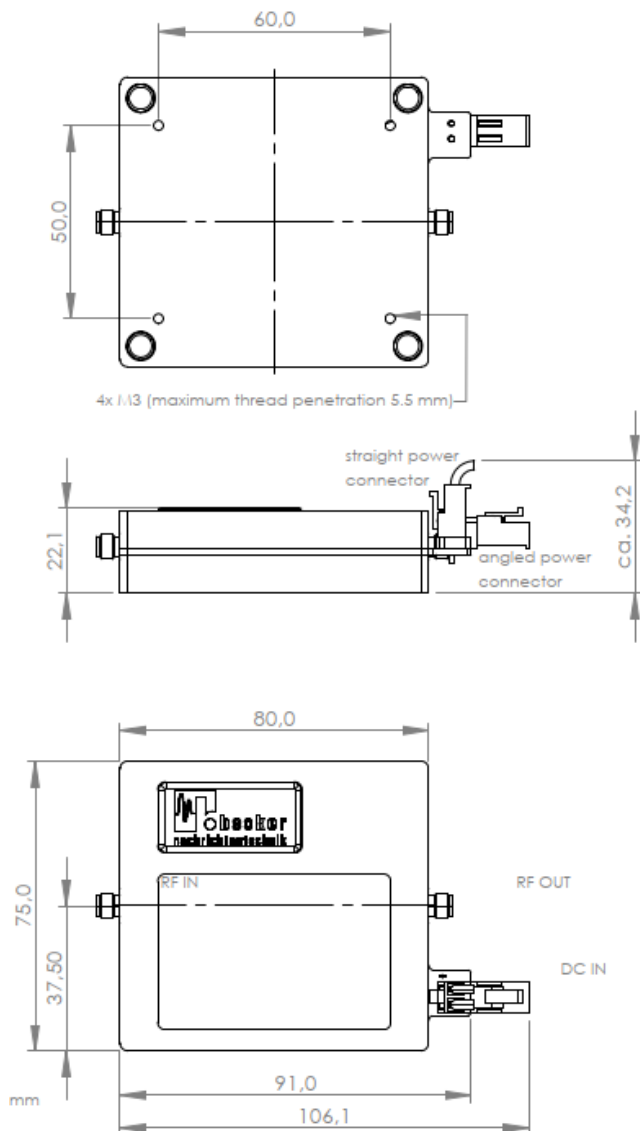
**S-Parameters** (typical responses)

**Dynamic Range (typical responses)**

**Linearity (typical responses)**

**Dimensions** (variant with cooling fins)**Dimensions** (variant without cooling fins for mounting an external heat sink)

Variant for mounting on external heat sink



## Related Products

Product	Description	P/N
AMP20002000042	10 W Power Amplifier Module, 2000 MHz ... 20 GHz Module with external heat sink	2301.5111.1
AMP20002000042L	10 W Power Amplifier Module, 2000 MHz ... 20 GHz Module for mounting on external heat sink	2301.5101.1
AMP101800030	1 W Ultra-Wideband Linear Amplifier Module, 10 ... 18000 MHz	2106.5001.x
AMP17001300038	6 W Power Amplifier Module, 1700 ... 13000 MHz Module with external heat sink	2004.5111.1
AMP17001300038L	6 W Power Amplifier Module, 1700 ... 13000 MHz Module for mounting on external heat sink	2004.5011.1
AMP300600040	10 W Power Amplifier Module, 300 ... 6000 MHz Module with external heat sink	1801.5101.1
AMP300600040L	10 W Power Amplifier Module, 300 ... 6000 MHz Module for mounting on external heat sink	1801.5001.1
AMP01600017B	50 mW Wideband Amplifier, 100 kHz ... 6000 MHz	1604.5001.2
AMP51505925-TRX	Wi-Fi TX/RX Booster Amplifier for Radiating Cables	1802.5001.1
AMP51505925-TRX-K	Kit for 5 GHz Wi-Fi Coverage Extension using Radiating Cables	1802.5011.1
AMP20280035B	4.5 W Wideband Amplifier Module, 20 ... 2800 MHz	1209.5201.x
AMP5270026	400 mW High Dynamic Amplifier Module, 5 ... 2700 MHz	1005.5201.x
AMP5220031	1 W High Dynamic Amplifier Module, 5 ... 2200 MHz	1005.5101.x
AMP5170033	2 W Amplifier Module 5 ... 1700 MHz	1401.5011.1
AMP50130036	4 W High Linearity, Full Redundant, UHF Wideband Amplifier, 50...1300 MHz Module with heat sink	1602.5001.4
AMP50130036L	4 W High Linearity, Full Redundant, UHF Wideband Amplifier, 50...1300 MHz Module for mounting in external heat sink	1602.5001.5
AMP590033	2 W Booster Amplifier Module 5 ... 900 MHz Module with heat sink	0901.5011.x
AMP590033L	2 W Booster Amplifier Module 5 ... 900 MHz Module for mounting in external heat sink	0901.5011.x
AMP590033H	2 W Amplifier Module 5 ... 900 MHz Module with heat sink	0901.5001.x
AMP590033HL	2 W Amplifier Module 5 ... 900 MHz Module for mounting in external heat sink	0901.5001.x
LNA1080014	400 mW Low Noise Amplifier Module 10 ... 800 MHz	0901.5501.x
AMP3060036	4 W Ultra High Linearity, Full Redundant, Wideband Amplifier Module 30 ... 600 MHz with heat sink	1602.5001.1
AMP3060036L	4 W Ultra High Linearity, Full Redundant, Wideband Amplifier Module 30 ... 600 MHz for mounting on heat sink	1602.5001.2
AMP1053045	30 W Linear Power Amplifier Module 10 ... 530 MHz	1908.5001.1
AMP17024048L	60 W DAB Linear Power Amplifier Module 170 ... 240 MHz Module for mounting on external heat sink	2104.5001.4
AMP17024048	60 W DAB Linear Power Amplifier Module 170 ... 240 MHz Module with external heat sink	2104.5101.4
AMP7610849L	80 W FM Linear Power Amplifier Module 76 ... 108 MHz Module for mounting on external heat sink	2104.5001.3
AMP7610849	80 W FM Linear Power Amplifier Module 76 ... 108 MHz Module with external heat sink	2104.5101.3
AMP018032	1.3 W High Linearity Amplifier Module 100 kHz...80 MHz	1002.5701.x

Note: Sorted descending by upper limit frequency.

All modules with P/N extension with ".x" are available with horizontal or vertical orientated DC power connector.

