

WSDU-1X8SR

High Dynamic 1X8 Shortwave Signal Distribution Unit 200 kHz ... 30 MHz

Features

- extremely high dynamic
- input bandpass filter
- lightning protection
- signal clipper
- RF monitoring port
- AC or DC supply

Applications

- receiving stations
- radio monitoring
- direction finding

Options

- built-in test function with SNMPv2 function
- external band pass filters



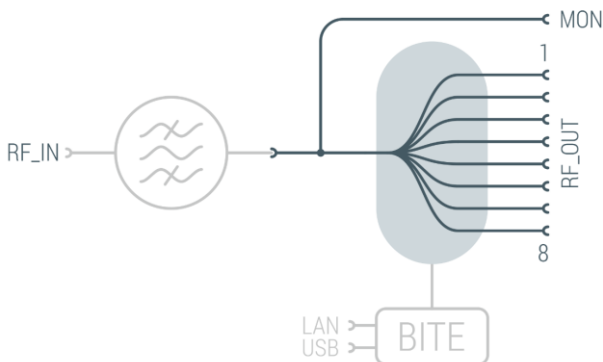
Scope

WSDU-1X8SR is a wideband multicoupler, especially designed for the use in shortwave applications. Due to its excellent dynamic properties WSDU-1X8SR is suitable in applications with difficult reception conditions. The frequency range extends from 200 kHz up to more than 30 MHz.

The device is available with AC or DC power supply.

Principal Block Diagram

The WSDU-1X8SR multicoupler distributes the signals from one input to 8 equal outputs without loss in level. For input signal monitoring without interruption the device has a coupled RF monitoring port. The device also features a BITE (Built-In Test Equipment) interface for monitoring and testing, accessible via LAN or USB.



RF Input Protection

WSDU-1X8SR provides protection against lightning, surges and out-of-band signals. The RF input of the device is equipped with a discharge element, an over level protection and a band pass filter.

Lossless 1 to 8 Signal Distribution

The multicoupler utilizes low-noise high dynamic amplifiers. As a result, the distributed input signal is made available at the eight outputs of the multicoupler without any loss in level. The hardware structure of the distribution offers best phase and amplitude balance performance. All RF inputs and outputs have N female connectors.

Short Wave Distribution Systems

Its high dynamic range makes WSDU-1X8SR ideal for receiving applications where very strong and very weak antenna signals have to be evaluated without mutual influence.

Device Monitoring

WSDU-1X8SR device is equipped with a built-in device monitoring capability which offers optical signalization of the device health as standard.

Optionally for remote monitoring a variant with LAN and USB remote interfaces is available. Via the remote interfaces information about operating points of the internal wideband amplifier stages,

the module temperature and the device identification can be queried by ASCII strings.

The option “Remote Monitoring” supports SNMP (Simple Network Management Protocol) which enables monitoring without any effort, even in complex environments.

The WSDU-1X8SR is able to identify failures and to inform the supervising system automatically. The LAN remote interface offers SNMPv2 trap function.

Optional RF Filters

With help of external filters, the operating bandwidth can be reduced. Out-of-band signals are effectively suppressed to avoid unwanted intermodulation in the operating bandwidth. The filters can be easily mounted on the RF input socket of the WSDU-1X8SR.

Three band pass filters types with integrated surge arrestors are available:
500 kHz ... 30 MHz,
1 MHz ... 30 MHz and
1.7 MHz ... 30 MHz.

The filters can be screwed with the RF input socket of the WSDU-1X8SR device.



RF Specification

Parameter	Symbol	Min.	Typ.	Max.	Unit	Condition
impedance	Z _{IN} /Z _{OUT}		50		ohms	
low frequency	f _{MIN}		150	200	kHz	
high frequency	f _{MAX}	30	35		MHz	
gain	S ₂₁	+2	+3	+4	dB	
input return loss	S ₁₁		-25	-14	dB	VSWR < 1.5
output return loss	S ₂₂		-20	-14	dB	VSWR < 1.5
reverse isolation	S ₁₂		-30	-27	dB	
o-o isolation	S ₂₃		-34	-27	dB	adjacent channel
o-o amplitude balance	dS ₂₃		±0.02		dB	
phase balance	φ ₂₃		±0.3		deg	
monitor coupling loss	S _{21MON}	-34	-31	-29	dB	
attenuations	S _{21_50k}		-25	-17	dBr	@ 50 kHz, rel. S ₂₁ @ 10 MHz
	S _{21_60M}		-22	-17	dBr	@ 60 MHz, rel. S ₂₁ @ 10 MHz
	S _{21_80M}		-40	-30	dBr	@ 80 MHz, rel. S ₂₁ @ 10 MHz
2 nd order intercept	OIP2 ²	+65	+85		dBm	
3 rd order intercept	OIP3 ¹	+22	+25		dBm	f < 500 kHz
	OIP3 ¹	+26	+29		dBm	500 kHz ≤ f < 1 MHz
	OIP3 ¹	+32	+39		dBm	f ≥ 1 MHz
1 dB compression	P _{1dB}	+15	+18		dBm	f < 1 MHz
	P _{1dB}	+17	+20		dBm	f ≥ 1 MHz
noise figure	NF		7	9	dB	
maximum input power	P _{in}			+25	dBm	CW, no damage
maximum DC voltage	U _{DC}			24	V	all RF ports
ESD discharge resistor	R _{ESDI}		100		kΩ	RF input
ESD discharge resistor	R _{ESDO}		10		kΩ	RF outputs
RF connectors			N female			

Note 1: test frequency pairs for OIP2: 1.0 / 1.3 MHz, 2.5 / 3.5 MHz, 12 / 15 MHz, 22 / 27 MHz. output level 2 x 0 dBm.

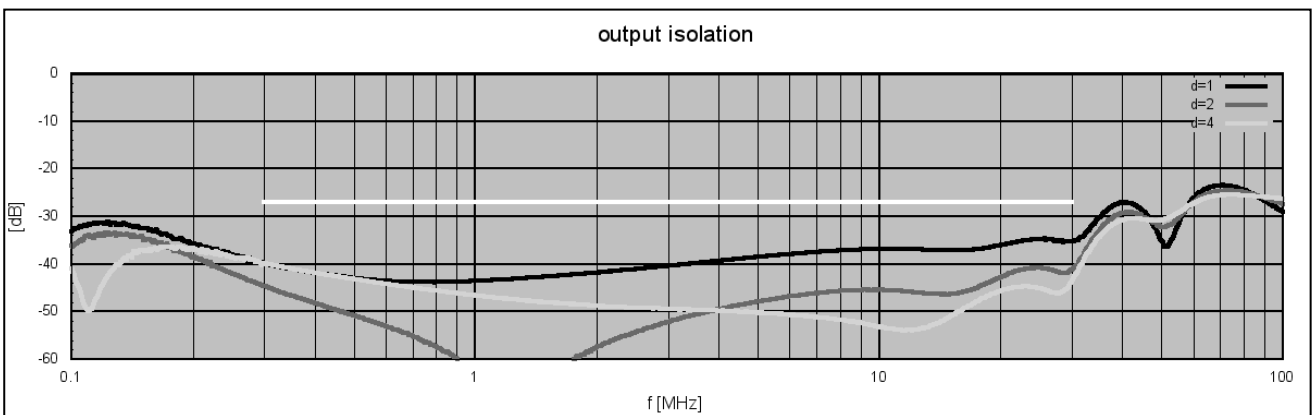
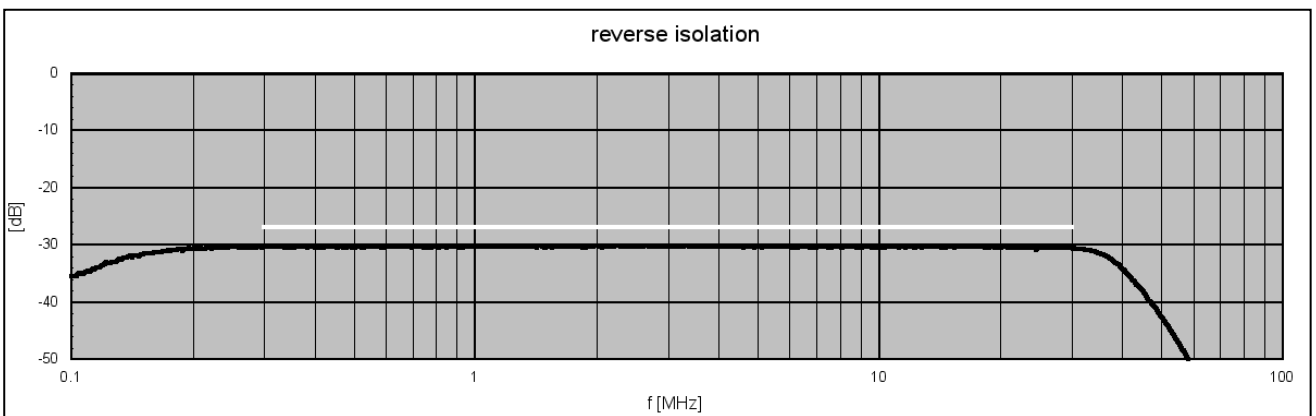
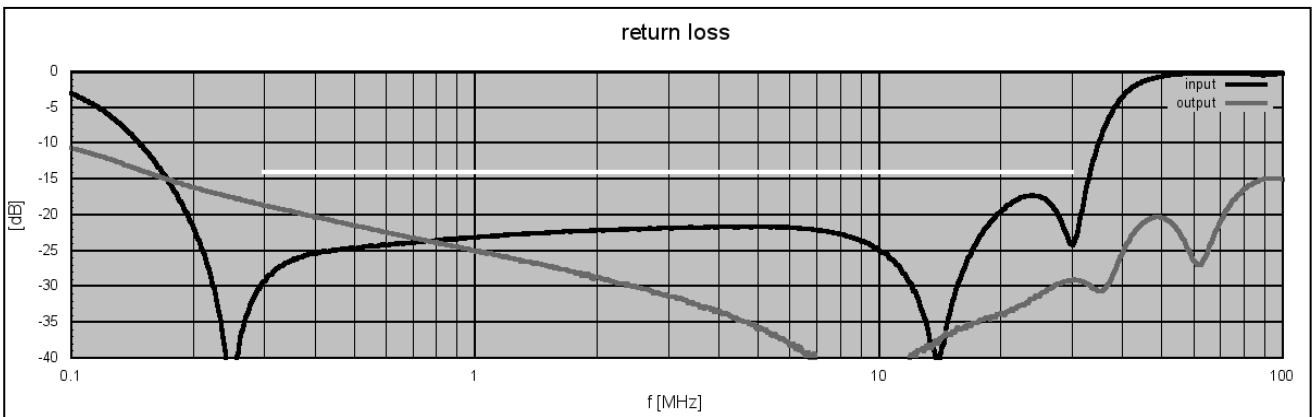
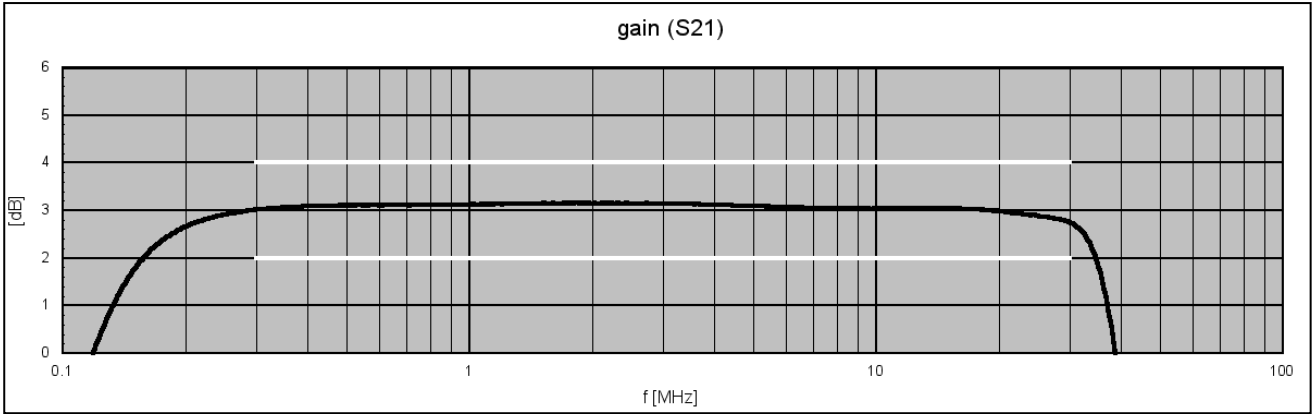
Note 2: test frequency pairs for OIP3: 290 / 310 kHz, 490 / 510 kHz, 0.9 / 1.1 MHz, 2.8 / 2.9 MHz, 29.8 / 29.9 MHz. output level 2 x 0 dBm.

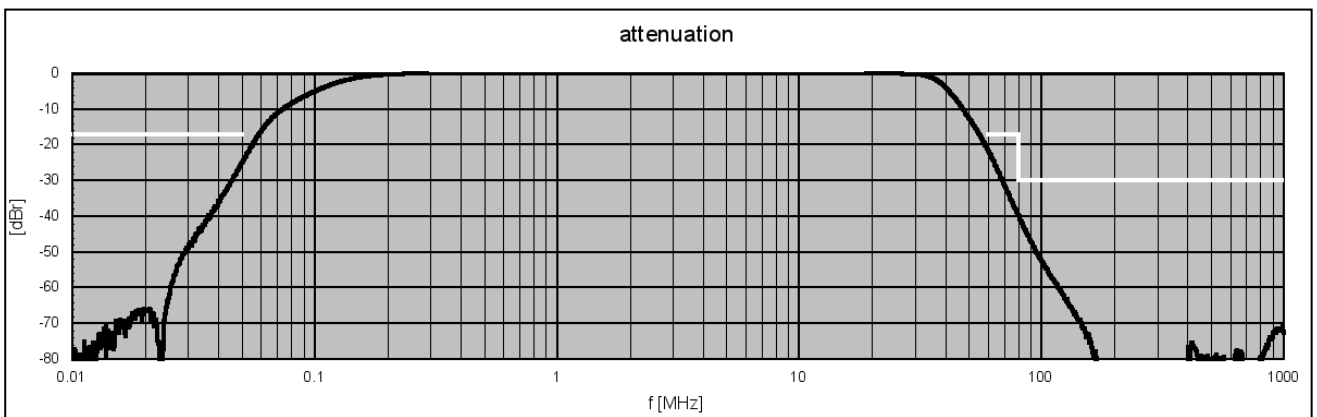
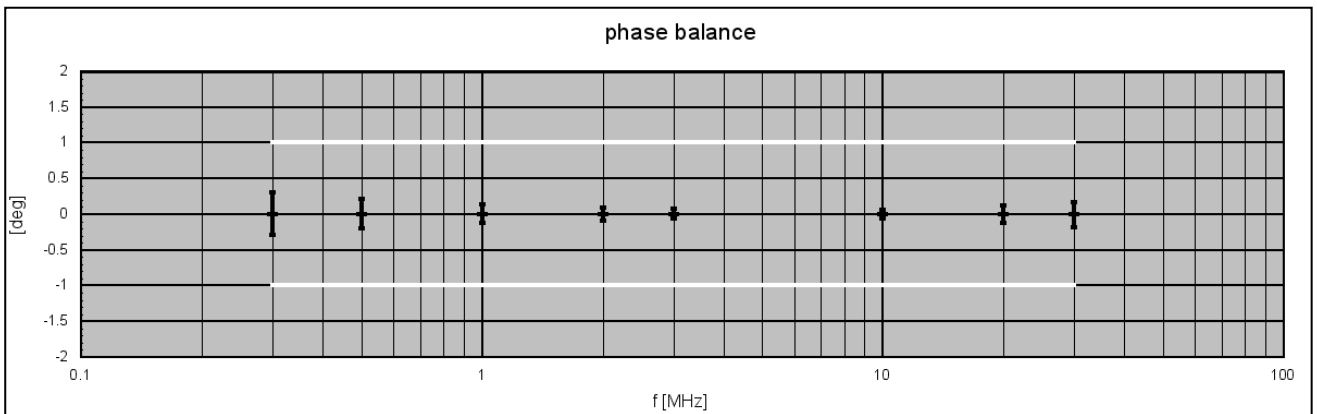
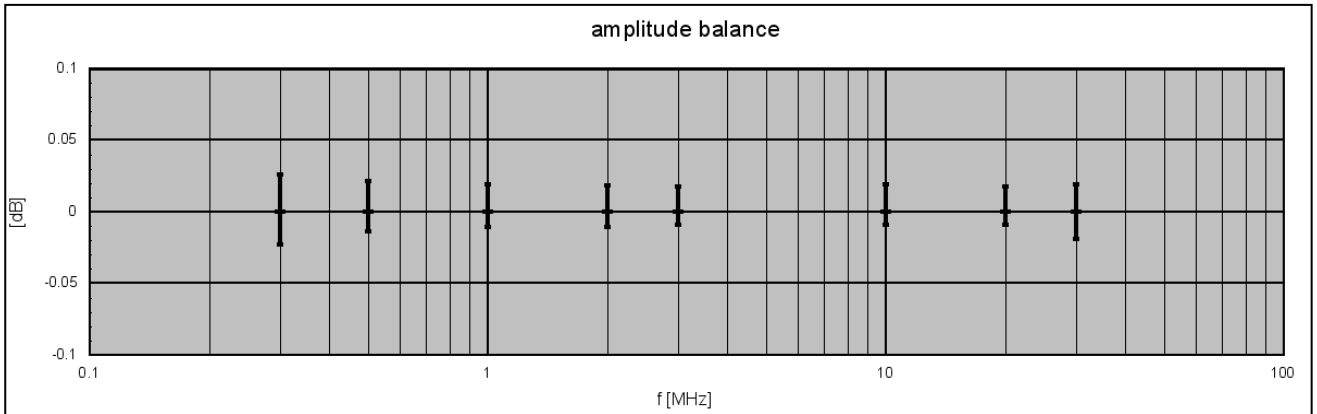
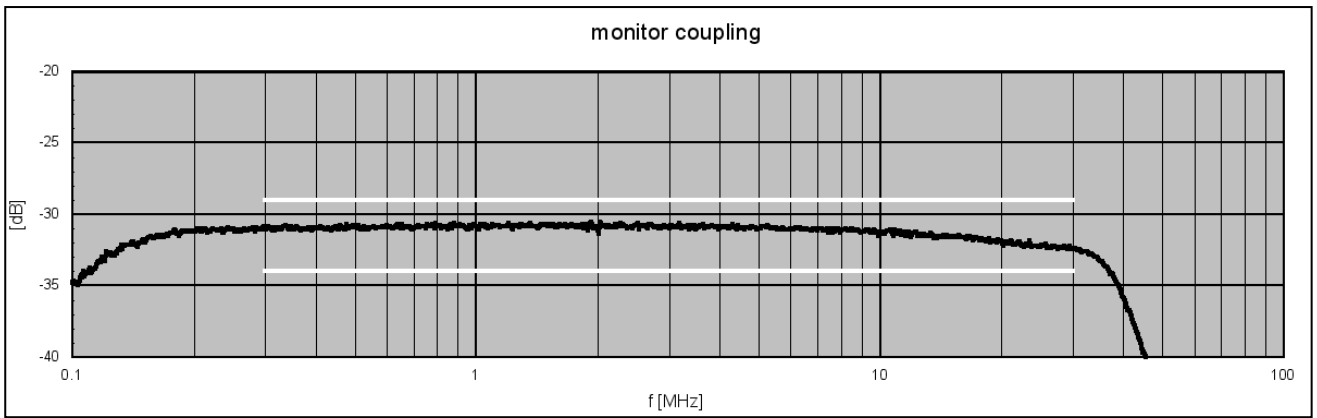
Common Specification

Parameter	Symbol	Min.	Typ.	Max.	Unit	Condition
AC supply variant						
voltage supply range	U_{AC}	90	230	260	V	50 / 60 Hz AC
power consumption	P		12	50	W	
power socket	X_{AC}	IEC-60320 C14				country specific mains cable
DC supply variant						
voltage supply range	U_{DC}	22	24	30	V	
power consumption	I_{DC}		250		mA	@ 24 V
power socket	X_{DC}	3 pole XLR male				
Dimensions and weight						
dimensions	W x H x D	approx. 482 x 44 x 265			mm	19" 1 U, without connectors and handles
weight	m		3.5		kg	
Environment conditions						
operating temp. range	T_o	+5		+45	°C	
storage temp. range	T_s	-40		+70	°C	
Remote interfaces						
remote ports	LAN	10/100BaseT		TCP/IP		Option Device Monitoring only
	LAN	SNMPv2 trap function				RJ45
	USB	2.0 (high speed)				USB type B
Product conformity						
Electromagnetic compatibility	EU: in line with EMC directive (2014/30/EC)				applied harmonized standards: EN61326-1 (for use in control and laboratory environment), EN55035 EN55032 EN 61000-3-2, EN 61000-3-3	
Electrical safety	EU: in line with low voltage directive (2014/35/EC)				applied harmonized standard: EN 61010-1	
Ordering information	WSDU-1X8SR	P/N: 1502.6102.1		variant with AC supply		
	WSDU-1X8SR	P/N: 1502.6102.3		variant with DC supply		
	WSDU-1X8SR	P/N: 1502.6102.2		AC supply with Device Monitoring		
	WSDU-1X8SR	P/N: 1502.6102.4		DC supply with Device Monitoring		

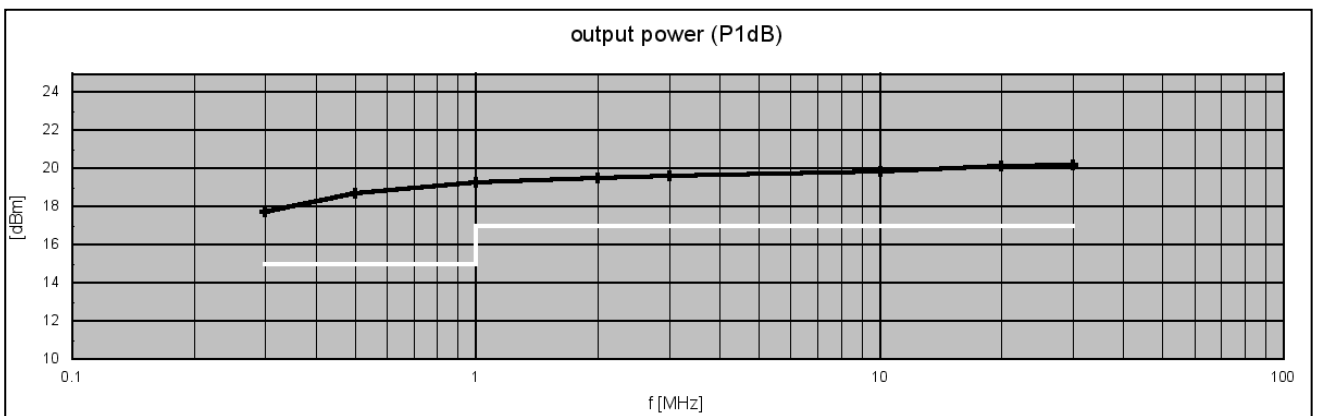
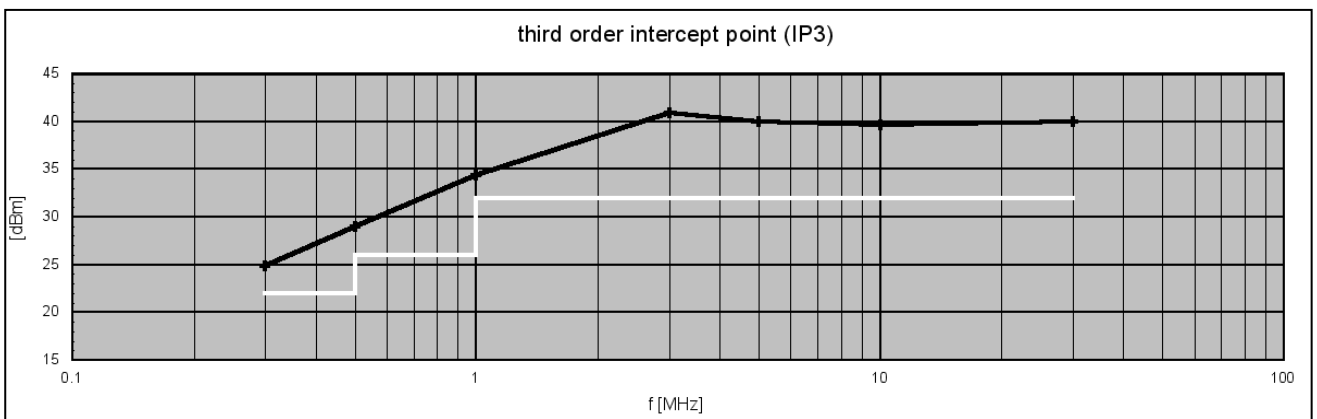
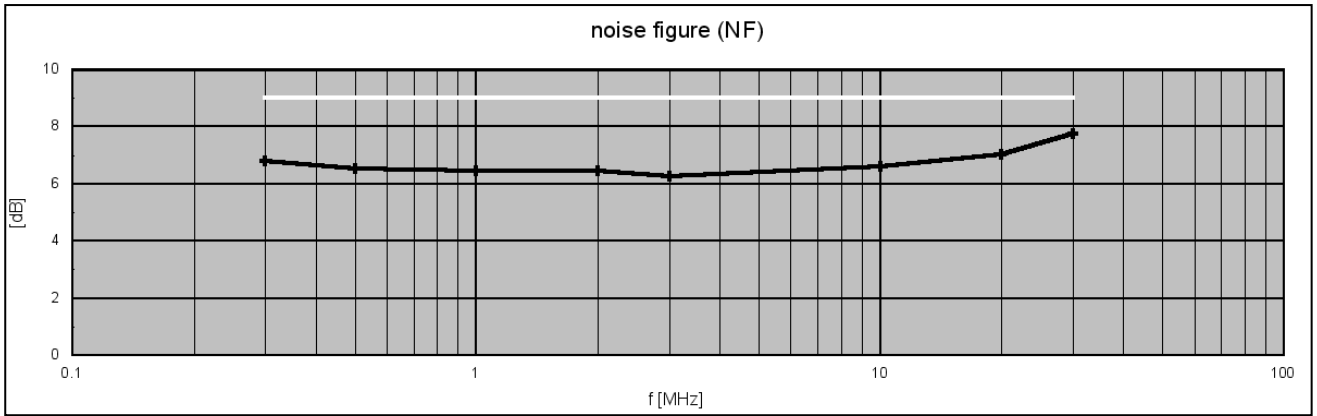


S-Parameter (typical responses)





Dynamic Range (typical responses)



Appearances

Front View



Rear View Variant with AC supply and Device Monitoring, P/N: 1502.6102.2)



Band Pass Filters (External mountable on RF input socket)

Product	P/N	Description
BP-0M5_30M	1502.6301.1	Band Pass Filter Module 0.5 ... 30 MHz 90 V surge arrestor and 100 kΩ ESD resistor to GND at input, level limiter, stop band rejections: 30 dB typ. $f < 400$ kHz, 45 dB typ. $80 \text{ MHz} \leq f \leq 200 \text{ MHz}$, N RF connectors (male / female)
BP-1M0_30M	1502.6311.1	Band Pass Filter Module 1.0 ... 30 MHz 90 V surge arrestor and 100 kΩ ESD resistor to GND at input, level limiter, stop band rejections: 30 dB typ. $f < 800$ kHz, 45 dB typ. $80 \text{ MHz} \leq f \leq 200 \text{ MHz}$, N RF connectors (male / female) R&S P/N: 3663.7171.02
BP-1M7_30M	1502.6321.1	Band Pass Filter Module 1.7 ... 30 MHz 90 V surge arrestor and 100 kΩ ESD resistor to GND at input, level limiter, stop band rejections: 30 dB typ. $f < 1.3 \text{ MHz}$, 45 dB typ. $80 \text{ MHz} \leq f \leq 200 \text{ MHz}$, N RF connectors (male / female)



Related Multicoupler Products

Product	P/N	Description
WSDU-1X8R	1107.6102.x	High Dynamic 8 Way Multicoupler 100 kHz ... 4000 MHz. AC or DC power supply.
WSDU-2X4R	1107.6202.x	High Dynamic 2 Section 4 Way Multicoupler 100 kHz ... 4000 MHz. AC or DC power supply.
WSDU-1X8SR	1502.6102.x	High Dynamic 1X8 Shortwave Signal Distribution Unit 200 kHz ... 30 MHz, AC or DC power supply. Option: LAN remote interface with SNMPv2 trap function.
WSDU-2X4ER	1501.6202.x	Extremely Wideband 2 Section 1X4 Signal Distribution Unit 20 MHz... 8000 MHz, AC or DC power supply. Option: LAN remote interface with SNMPv2 trap function.
WSDU-1X8ER	1501.6302.x	Extremely Wideband 1 to 8 Signal Distribution Unit 20 ... 8000 MHz, 90...260 V, AC or DC power supply. Option: LAN remote interface with SNMPv2 trap function.

